



AMA Topic Landing Pages

A D8 Case Study

Where do we start?



Business Requirements

- + Reusable content
- + Customizable layouts
- + Different sets of components on every page
- + Content-editor friendly interface
- + Ability for editors to create all of the above without admin involvement

Initial Architecture Ideas

- + Lots of entity references
- + Paragraphs?
- + Panels?
- + Blocks

Where do we start?



Hub Pages in D7

- + Paragraph abuse
- + Memory issues
- + Inflexible layout
- + Overbuilt to provide any and every possible thing content editors might want

The D8 Throwdown

- + First D8 site for AMA devs
- + Permission to fail (looking to AMAOne)
- + Paragraphs demo
- + Panelizer, IPE demo
- + **U S** Vote **U S**

Related Content

AMA WIRE® ↗

Get support from
CPT® Assistant
newsletter



AMA WIRE® ↗

Podcast series
explores new
Medicare quality
program, pay models



CPT® CALENDAR

Topic Pages

View dates and locations for
upcoming CPT Editorial Panel
meetings.

NEWSLETTER

Sign Up

Get "CPT® Updates" for the
latest information about
changes to CPT® codes.

FEATURED CME

Prevent Burnout

Earn CME credits with an AMA
STEPS Forward™ module on
preventing physician burnout.

Topic Pages



Challenge

Interpreting and implementing the **CXO's vision:** “Topic Pages” that enable visitors to access AMA's expertise on topics in one click with the goal of boosting membership.



Advantage

Direct engagement with UX and stakeholders in agile process

Collaborative planning, definition and development process between DTT, UX and stakeholder led to rapid and ongoing iteration, validating design and functionality, both pre- and post-launch.



Results

- + Design new components based on existing visual language.
- + Build D8 platform foundation
- + Build DTT capacity on Drupal 8
- + Delivered an MVP for October



Creating our editor experience

Paragraphs

v

Panels

...

BEGIN

Title *

Test topic (Paragraphs)



Show row weights

LAYOUT

Collapse all



Sidebar

Collapse



Show row weights

CONTENTS



Tools List

Collapse



Show row weights

TOOLS




Test Tool CME (56)



Test Tool Audio (55)





Example Topic Hub

Topics, Tools and Resources

Test Tool Audio AAC 12.3 MB

Test Tool OME EPUB 3.4 MB

Test Tool External Site

Test Tool Internal Site

Test Tool PDF PDF 9.4 MB

Test Tool Podcast AAC 13 MB

TEST LEAD NEWS



Jeff Bezos Default Content and the Code of Medical Ethics

The AMI Change Layout Manage Content Edit Revert To Default

The Topic Page Makes You Better

With the Topic page you can:

- Win at everything
- Never lose again
- Be loved and admired

[I believe this](#)

Test Related Content Block One

This block is broken or missing. You may be missing content or

Our Recipe



- + **Panels + Panelizer + IPE**
- + Layout Discovery
- + Custom Blocks
- + Entity Reference & View Mode Field
- + Inline Entity Form
- + Special Sauce (just a little)

Add the field

Panelizer

panelizer

Panelizer

Panels + Panelizer + IPE

Edit Manage fields Manage form display Manage display

Select a default layout

Configure the display

Default

Teaser

Home » Administration » Structure » Content types » Topic Page

+ Add a new Panelizer default display

▶ CUSTOM DISPLAY SETTINGS

Panelize this view mode

▼ PANELIZER OPTIONS

Allow each content item to have its display customized

Allow users to select which display to use

When multiple default displays are available for a view mode it can be useful to allow content creators to choose which display to use. To enable the choice to be enabled by users, make sure the panelizer field is visible in the Manage form display

Default displays available for this view mode

NAME	USE AS DEFAULT	OPERATIONS
Default	✓	Edit

Home » Administration » Structure » Panelizer Wizard

General settings » Contexts » Layout » Content

General settings

Contexts

Layout

Content

Layout

Bookend

Change Layout

Reinventing Medical Practice

Region: rail_left

Block:
Medical_Practice_Promo

✕ ^ ▾ Move ⚙️ ✎

Restore Joy in Practice

In this STEPS Forward™ module, learn how to create the organizational foundation that can result in more satisfied and productive physicians.

[Get CME Now](#)

Region: main

Block: Medical_Practice_Hero

✕ ^ ▾ Move ⚙️ ✎

IN FOCUS: TEAM-BASED APPROACHES TO CHRONIC DISEASE



📄 Manage Content ✎ Edit

Region:
rail_topic_membership_right

Region: rail_right

Block:
Medical_Practice_Member_Pitch

✕ ^ ▾ Move ⚙️ ✎

Being an AMA Member Means ...

... collaborating with colleagues, legislators and organizations to provide a powerful voice in the fight for patients and physicians.

Our Recipe



- + Panels + Panelizer + IPE
- + **Layout Discovery**
- + Custom Blocks
- + Entity Reference & View Mode Field
- + Inline Entity Form
- + Special Sauce (just a little)

Layout Discovery

```
ama_d8_theme.layouts.yml
```

```
bookend:  
  label: 'Bookend'  
  category: 'AMA Layouts'  
  template: templates/layouts/bookend  
  default_region: main  
  regions:  
    rail_left:  
      label: Left Sidebar  
  main:  
    label: Main Content  
  rail_topic_membership_right:  
    label: Member Pitch  
  rail_right:  
    label: Right Sidebar
```

```
bookend.html.twig
```

```
<aside class="topic_rail-left grid-region">  
  {{ content.rail_left }}  
</aside>  
  
<section class="topic_content grid-region">  
  {{ content.main }}  
</section>  
  
{% if content.rail_topic_membership_right|render is not empty %}  
<section class="topic_rail-topic-membership-right grid-region">  
  {{ content.rail_topic_membership_right }}  
</section>  
{% endif %}  
  
<section class="topic_related-content-right grid-region">  
  {{ content.rail_right }}  
</section>
```


Our Recipe



- + Panels + Panelizer + IPE
- + Layout Discovery
- + **Custom Blocks**
- + Entity Reference & View Mode Field
- + Inline Entity Form
- + Special Sauce (just a little)

Custom Blocks in D8



The Good

- + Blocks are entities (in case you haven't heard)
- + That means Block config is... config, but block instances are content

The Bad

- + Panelizer sometimes has problems when Blocks go away ([Issue](#))
- + Digging into the data can be a bit of work

Custom Blocks + IPE

Restore Joy in

IN FOCUS: TEAM-BASE



Manage Content



Edit

IC DISEASE

Hero DEPRECATED +

DEPRECATED: This block will be...

Lead News +

This is a custom block integra...

Member Pitch +

A Topic-hub-specific membershi...

Promo +

A block promoting content with...

**Related Articles Block
DEPRECATED** +

DEPRECATED: This block will be...

Tools List +

A list of Tools with optional ...

Sidebar Articles +

A list of any number of articl...



Create Content

Custom

41

Our Recipe



- + Panels + Panelizer + IPE
- + Layout Discovery
- + Custom Blocks
- + **Entity Reference & View Mode Field**
- + Inline Entity Form
- + Special Sauce (just a little)

Entity Reference & View Mode Field [\(module\)](#)

Type of item to reference *

Content ▼

Enabled Bundles

- News Article
- Tool
- Topic Page

Select enabled bundles

Enabled View Modes

- Revision comparison
- Full content
- Hero
- Hero - No Media
- Related Articles - No Image
- Related Articles - Small Image
- RSS
- Search index
- Search result highlighting input

BLOCK in the user interface.

[Show row weight](#)

ARTICLES



Physicians protected from health plan credit card fees (106)

Hero ▼



""Arbitrary"" action has doctor on hook for \$205,000 in bonus pay (106)

Hero - No Media ▼



Dynamic dozen honored at research symposium (646)

Hero

Hero - No Media

Related Articles - No Image

Related Articles - Small Image

Select

ADD

Revision information

Our Recipe



- + Panels + Panelizer + IPE
- + Layout Discovery
- + Custom Blocks
- + Entity Reference & View Mode Field
- + **Inline Entity Form**
- + Special Sauce (just a little)

IEF is nothing without ... FORM MODES

The screenshot shows the Drupal administration interface with the following navigation path highlighted: Home » Administration » Structure » Display » Form modes. The 'Form modes' link is highlighted with a red heart icon. The 'Add new form mode' link is also highlighted with a red heart icon. The 'WIDGET' section is highlighted with a red heart icon. The 'FIELD' section is highlighted with a red heart icon. The 'Display modes' section is highlighted with a red heart icon. The 'Manage display' link is highlighted with a red heart icon.

FIELD	WIDGET	Textfield size: 60
<input type="checkbox"/> Title	Textfield	Textfield size: 60
<input type="checkbox"/> Source	Link	No placeholders
<input type="checkbox"/> Type	Select list	
<input type="checkbox"/> Extension	Textfield	Textfield size: 60
<input type="checkbox"/> Download Size	Textfield	Textfield size: 60

Disabled

Inline Entity Form

TOOLS

ADD NEW NODE

ADD EXISTING NODE

Footer Label

Title*

The text that will display next to the tool icon. For best results, use 75 characters or less.

Source*

This must be an external URL such as *http://example.com*.

Type*

Extension

Include the file extension (i.e. .PDF, .JPEG, .DOCX, etc.)

Download Size

Enter the file size of the download, including suffix (i.e. KB, MB, etc.)

CREATE NODE

CANCEL

ADD EXISTING NODE

Node*

Payment Model Evaluator (76)

ADD NODE

CANCEL

Our Recipe




- + Panels + Panelizer + IPE
- + Layout Discovery
- + Custom Blocks
- + Entity Reference & View Mode Field
- + Inline Entity Form
- + **Special Sauce (just a little)**

Style the IPE (before)

Change Layout Manage Content Edit Revert To Default

EDIT EXISTING "MEDICAL_PRACTICE_HERO" CONTENT

BLOCK DESCRIPTION 

A brief description of your block.

[Show row weights](#)

Articles

↑

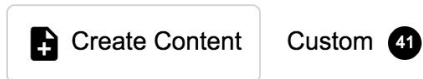
↑

Give editors fewer options


IPE by default




IPE as Content Editor



Colors




Variable: \$purple
Hex: #46166b




Variable: \$red
Hex: #c8102e



Variable: \$orange
Hex: #ed8b00



Variable: \$black
Hex: #000000



Variable: \$blue
Hex: #02aaec



Variable: \$green
Hex: #64a70b



Variable: \$black-3
Hex: #f7f7f7



Variable: \$black-7
Hex: #ededed



Variable: \$black-15
Hex: #d9d9d9



Variable: \$black-20
Hex: #cccccc




Variable: \$black-55
Hex: #737373



Variable: \$gray-8
Hex: #a1a1a1



Variable: \$purple-darker
Hex: #320e52



Variable: \$purple-lighter
Hex: #e3dce9



Variable: \$red-darker
Hex: #b70a1f



Variable: \$blue-lighter
Hex: #d9f2fc



Variable: \$orange-darker
Hex: #e67200

Fonts

Primary font: "myriad-pro", "HelveticaNeue", "Helvetica", "Arial", sans-serif;

Primary font italic: "myriad-pro", "HelveticaNeue", "Helvetica", "Arial", sans-serif;

Primary font bold: "myriad-pro", "HelveticaNeue", "Helvetica", "Arial", sans-serif;

Secondary font: "kepler-std", Georgia, Times, "Times New Roman", serif;

Secondary font italic: "kepler-std", Georgia, Times, "Times New Roman", serif;

Secondary font bold: "kepler-std", Georgia, Times, "Times New Roman", serif;

Animations



Challenge

Take 1: Establish a formalized style guide with reusable components. Socialize the concept and the potential within AMA.

Take 2: Create a tight integration between the style guide and the digital AMA platform.



Advantage

Agile prototyping framework. The style guide is used to rapidly prototype wireframes received from UX into interactive, functional, in-browser comps for UX review and iteration within the style guide before being implemented in Drupal.



Results

- + Easier to scope and deliver new brand-consistent pages
- + Version 2 creates a rapid delivery platform for new on-brand pages within Drupal 8
- + Provided oversight and mentorship to the DTT to facilitate ownership of the new Style Guide

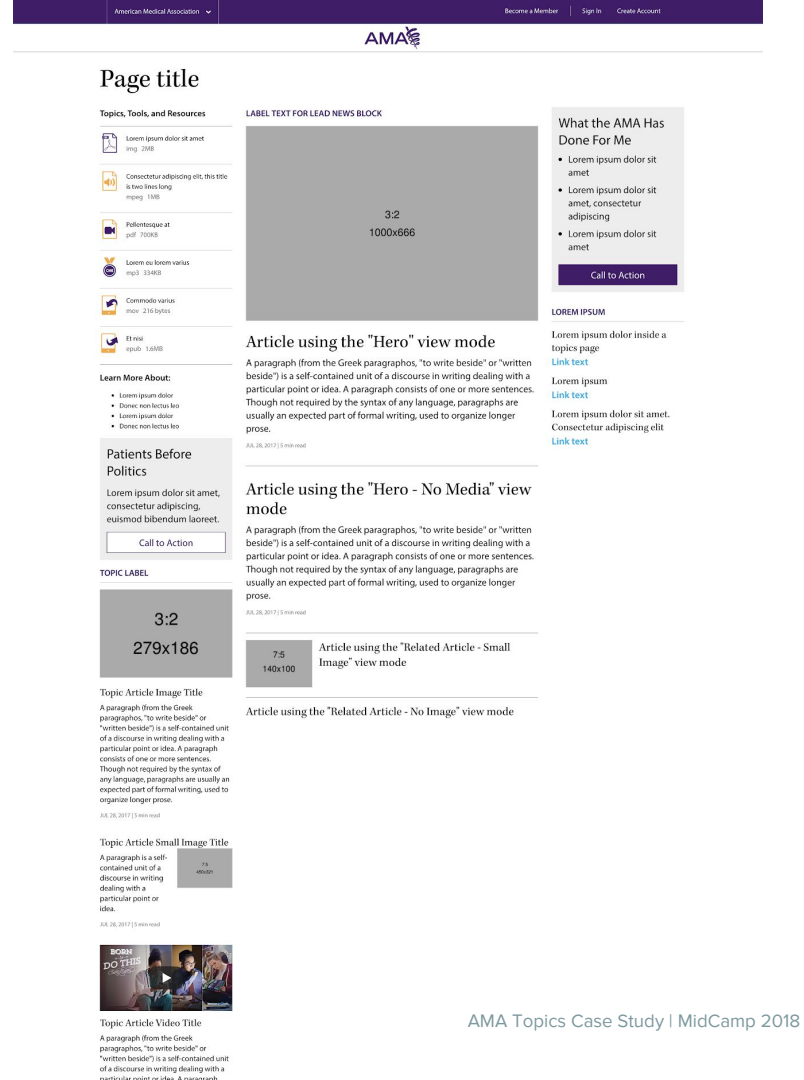
**“The best pages AMA has
ever put up, and they look
even better on mobile.”**

-Todd the CXO



Take 1

- + Started with PatternLab and Twig
- + Rapid prototyping
- + Drupal uses PatternLab CSS and JS





Reusing Assets

- + All the symlinks
- + Drupal.attachBehaviors

```
drupal-attach-behaviors.js

window.Drupal = {behaviors: {}, locale: {}};

(function ($) {
  Drupal.attachBehaviors = function (context, settings) {
    context = context || document;
    settings = settings || {};
    var behaviors = Drupal.behaviors;
    for (var i in behaviors) {
      if (behaviors.hasOwnProperty(i) && typeof
behaviors[i].attach === 'function') {
        try {
          behaviors[i].attach(context, settings);
        }
        catch (e) {
          console.log(e);
        }
      }
    }
  };

  $('document').ready(function () {
    Drupal.attachBehaviors(document, {}); });
})(jQuery);
```



Take 2

- + CSS and JS in Drupal
- Twig in Drupal
- + Create a thing once, use that thing repeatedly

Page Title

Title for Membership Block

This could be a paragraph, or it could be an unordered list. Lorem ipsum dolor sit amet.

This is CTA text.

Topic tools list biz rule 1

Test tool PDF
PDF 1/1/19

Test tool CME
PDF 1/1/19

Test Tool
External Site

Learn More About:

- Lorem ipsum dolor sit amet.
- Lorem ipsum dolor sit amet.
- Lorem ipsum dolor sit amet.

Title for Topic Promotion Block

This text will be rendered as a paragraph. Lorem ipsum dolor sit amet, consectetur adipiscing elit. Pellentesque pretium neque eu aliquet. fougat. Proin rhoncus ut nisl at pharetra. Fusce laoreet malesuada ex, eget porttitor ante interdum in.

This is CTA text.

3:2

800x600

Lorem ipsum dolor sit amet.

A paragraph (from the Greek paragraphs, "to write beside" or "written beside") is a self-contained unit of a discourse in writing dealing with a particular point or idea. A paragraph consists of one or more sentences. Though not required by the syntax of any language, paragraphs are usually an expected part of formal writing, used to organize longer prose.

JUL 28, 2017 | 1 MIN READ

Lorem ipsum dolor sit amet.

A paragraph (from the Greek paragraphs, "to write beside" or "written beside") is a self-contained unit of a discourse in writing dealing with a particular point or idea. A paragraph consists of one or more sentences. Though not required by the syntax of any language, paragraphs are usually an expected part of formal writing, used to organize longer prose.

JUL 28, 2017 | 1 MIN READ

Label text for Lead News Block

3:2
800x600

Example Title Text for Article using the "Hero" view mode

A paragraph (from the Greek paragraphs, "to write beside" or "written beside") is a self-contained unit of a discourse in writing dealing with a particular point or idea. A paragraph consists of one or more sentences. Though not required by the syntax of any language, paragraphs are usually an expected part of formal writing, used to organize longer prose.

JUL 19, 2016 | 4 MIN READ

Example Article using the "Hero" No Media mode

A related paragraph (from the Greek paragraphs, "to write beside" or "written beside") is a self-contained unit of a discourse in writing dealing with a particular point or idea. A paragraph consists of one or more sentences. Though not required by the syntax of any language, paragraphs are usually an expected part of formal writing, used to organize longer prose.

7:5

400x200

Lorem ipsum dolor sit amet.

Title for Membership Block

This could be a paragraph, or it could be an unordered list. Lorem ipsum dolor sit amet.

This is CTA text.

Title for Membership Block

This could be a paragraph, or it could be an unordered list. Lorem ipsum dolor sit amet.

This is CTA text.

Cool words. But how?



Example: Tools Block

- + The tools organism includes a heading, the topic tools list, and learn more about.

Topics, Tools and Resources



Test Tool Audio

.AAC

12.5 MB



Test tool CME

.EPUB

3.4 MB



Test Tool External Site



Test Tool Internal Site



Test tool PDF

.PDF

9.9 MB



Test tool Video

.MKV

715 MB

Learn More About:

- [Lorem ipsum dolor sit amet.](#)
- [Lorem ipsum dolor sit amet.](#)
- [Lorem ipsum dolor sit amet.](#)

tools-block.twig

```
<div class="ama__tools-block {{ class }}">
  {% block headingTools %}
    {% include "@atoms/heading.twig" %}
  {% endblock %}

  {% block tools %}
    {% include "@molecules/tools-list.twig" %}
  {% endblock %}
</div>
```

```
{% block learnMore %}
  {% include "@molecules/tools-learn-more.twig" %}
{% endblock %}
```

The tools list and the learn more

tools-list.twig

```
<ul class="ama__tools--list">
  {% block toolsList %}
    {% for tool in tools %}
      <li class="ama__tools--list_tools">
        {% include "@molecules/tool.twig" %}
      </li>
    {% endfor %}
  {% endblock %}
</ul>
```

tools-learn-more.twig

```
<div class="ama__tools__learn-more">
  {% block learMoreHeading %}
    {% include "@atoms/heading.twig" %}
  {% endblock %}
  <ul>
    {% block learMoreLinks %}
      {% for link in links %}
        <li>
          {% include '@atoms/link.twig' %}
        </li>
      {% endfor %}
    {% endblock %}
  </ul>
</div>
```

The Drupal Connection



Local Drupal Development

- + Style Guide as a composer dependency
- + Symlinks to the vendor directory

Local Dual-Development

- + Local directories of everything
- + Swap the symlinks
- + Just be careful what you commit

Hosted Artifact

- + Copy files from vendor directory into the theme
with help from [UI Patterns](#) and [Components](#) modules


```
block--block-content--tools-list.html.twig

{% extends "@organisms/tools-block.twig" %}

{% block headingTools %}
    {{ content.field_title }}
{% endblock %}

{% block tools %}
    {% if content.field_tools|render is not empty %}
        {{ content.field_tools }}
    {% endif %}
{% endblock %}

{% block learnMore %}
    {% if content.field_footer_label|render is not empty %}
        {{ content.field_footer_label }}
    {% endif %}
    {% if content.field_footer_links|render is not empty %}
        {{ content.field_footer_links }}
    {% endif %}
{% endblock %}
```

The Fields

```
field--block-content--field-tools--tools-list
.html.twig
```

```
{% extends "@molecules/tools-list.twig" %}
```

```
{% block toolsList %}
  {% for item in items %}
    <li>{{ item }}</li>
  {% endfor %}
{% endblock %}
```

```
field--block-content--field-footer-links--tools-list.html.twig
```

```
{% block learMoreLinks %}
  {% for item in items %}
    <li>{{ item }}</li>
  {% endfor %}
{% endblock %}
```





Config Split: Makes dev environments happy

**When it comes to config
one size does NOT fit all**

The Problem



- + Developers need things in their local environments:
 - + devel, Search Kint, dblog
- + QA/UAT needs things in their testing environments:
 - + Shield, Masquerade
- + Stakeholders need things in the production environment:
 - + Acquia Lift/Content Hub, SAML Authentication



Our D7 Experience

- + Import production database + file system via custom script
- + Enable and disable many things

```
$ drush fra -y
```

```
$ drush dis acquia_agent content_hub acquia_lift  
acquia_purge -y
```

```
$ drush en dblog devel search_krumo -y
```

D8 Experience w/o Config Split



- + Export config with ``drush config-export``
- + See lots of things
- + Commit this, don't commit that


```
$ drush @ama-d8.local cex
```

```
Differences of the active config to the export directory:
```

Collection	Config	Operation
	acquia_contenthub.entity_config	create
	acquia_contenthub.entity.file	create
	acquia_contenthub.entity.media	create
	acquia_contenthub.entity.node	create
	acquia_contenthub.entity.taxonomy_term	create
	acquia_contenthub.entity.block_content	create
	rest.resource.contenthub_filter	create
	purge.logger_channels	create
	acquia_connector.settings	create
	acquia_lift.settings	create
	cloudflare.settings	create
	masquerade_float_block.settings	create
	purge.plugins	create
	purge_queueer_coretags.settings	create
	samlauth.authentication	create
	shield.settings	create
	core.extension	update
	system.performance	update

```
The .yaml files in your export directory (../conf/drupal/config) will be deleted and replaced with the active config. (y/n):
```

Enter: Config Split



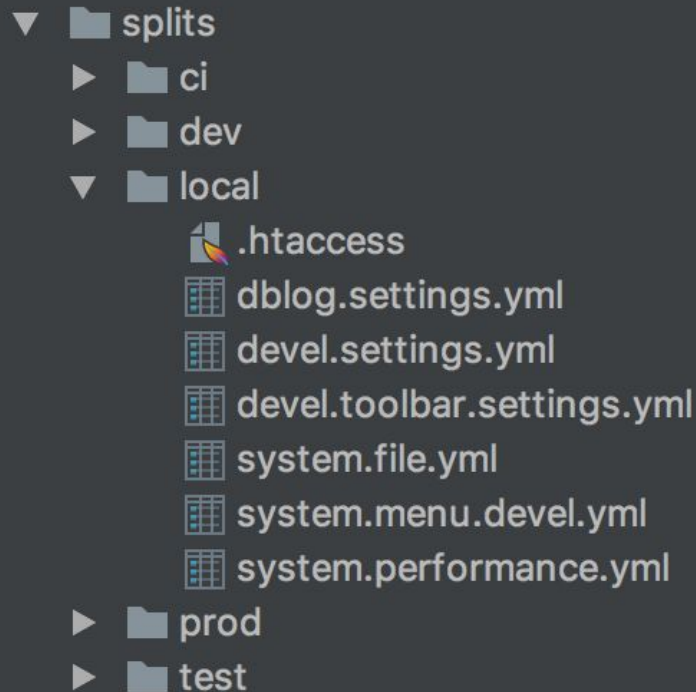
Config Split

- + Moves config out of the main `sync` directory into separate directories
- + Complete Split
- + Removes config from the main `sync` directory altogether, into the `split` directory
- + Conditional Split
- + Leaves config in the main `sync` directory, overrides it with the settings in this particular environment
- + <https://www.drupal.org/docs/8/modules/configuration-split/split-directory-structure>

```
../conf/
├── config
│   └── config.yml
│   ...
└── splits
    ├── dev
    │   └── config.yml
    │   ...
    ├── local
    │   └── config.yml
    │   ...
    ├── prod
    │   └── config.yml
    │   ...
    └── test
        └── config.yml
        ...
```

Local (config_split.config_split.local.yml)

```
uuid: c35a23c0-0ed0-4eaa-b0de-b81312c4fda2
langcode: en
status: true
dependencies: { }
id: local
label: Local
folder: ../conf/drupal/splits/local
module:
  dblog: 0
  devel: 0
  devel_generate: 0
  kint: 0
  search_kint: 0
theme: { }
blacklist:
  - system.file
  - system.performance
graylist: { }
graylist_dependents: true
graylist_skip_equal: true
weight: 0
```



Test (config_split.config_split.test.yml)

```
uuid: 081b05c9-e44a-4863-8c7b-bd74ddc84cd1
langcode: en
status: true
dependencies: { }
id: test
label: Test
folder: ../conf/drupal/splits/test
module:
  acquia_connector: 0
  acquia_contenthub: 0
  acquia_contenthub_subscriber: 0
  acquia_lift: 0
  acquia_purge: 0
  cloudflare: 0
  cloudflarepurger: 0
  externalauth: 0
  masquerade: 0
  masquerade_float_block: 0
  purge: 0
  purge_drush: 0
  purge_processor_cron: 0
  purge_processor_lateruntime: 0
  purge_queuer_coretags: 0
  samlauth: 0
  shield: 0
theme: { }
blacklist:
  - system.file
  - system.performance
graylist: { }
graylist_dependents: true
graylist_skip_equal: true
weight: 3
```

test

```
.htaccess
acquia_connector.settings.yml
acquia_contenthub.entity.block_content.yml
acquia_contenthub.entity.file.yml
acquia_contenthub.entity.media.yml
acquia_contenthub.entity.node.yml
acquia_contenthub.entity.taxonomy_term.yml
acquia_contenthub.entity_config.yml
acquia_lift.settings.yml
cloudflare.settings.yml
masquerade_float_block.settings.yml
purge.logger_channels.yml
purge.plugins.yml
purge_queuer_coretags.settings.yml
rest.resource.contenthub_filter.yml
samlauth.authentication.yml
shield.settings.yml
system.file.yml
system.performance.yml
```

Prod (config_split.config_split.prod.yml)

```
uuid: 9d44f641-5d95-410a-84e6-94be36008871
langcode: en
status: true
dependencies: { }
id: prod
label: Prod
folder: ../conf/drupal/splits/prod
module:
  acquia_connector: 0
  acquia_contenthub: 0
  acquia_contenthub_subscriber: 0
  acquia_lift: 0
  acquia_purge: 0
  cloudflare: 0
  cloudflarepurger: 0
  externalauth: 0
  purge: 0
  purge_drush: 0
  purge_processor_cron: 0
  purge_processor_lateruntime: 0
  purge_queuer_coretags: 0
  samlauth: 0
  purge_ui: 0
theme: { }
blacklist:
  - system.file
  - system.performance
graylist: { }
graylist_dependents: true
graylist_skip_equal: true
weight: 4
```

▼ prod

```
📄 .htaccess
📄 acquia_connector.settings.yml
📄 acquia_contenthub.entity.block_content.yml
📄 acquia_contenthub.entity.file.yml
📄 acquia_contenthub.entity.media.yml
📄 acquia_contenthub.entity.node.yml
📄 acquia_contenthub.entity.taxonomy_term.yml
📄 acquia_contenthub.entity_config.yml
📄 acquia_lift.settings.yml
📄 cloudflare.settings.yml
📄 purge.logger_channels.yml
📄 purge.plugins.yml
📄 purge_queuer_coretags.settings.yml
📄 rest.resource.contenthub_filter.yml
📄 samlauth.authentication.yml
📄 system.file.yml
📄 system.performance.yml
```

How does it work?



- + Active environment gets set in settings.php
- + Acquia environment variables tell us where we are
- + Ansible tells us when we are local

settings.php

```
// Enumerate all of the environments defined in config.
$envs = ['local', 'ci', 'dev', 'test', 'prod'];

// Disable all the settings we're not using, turn on the one we are.
// This is necessary because all envs default to TRUE. The env can be
// controlled via build.config_split.env locally, or Acquia's env var.
foreach ($envs as $env) {
    $env_config = 'config_split.config_split.' . $env;
    // Acquia environment should override any other settings.
    if (isset($_ENV['AH_SITE_ENVIRONMENT']) && $_ENV['AH_SITE_ENVIRONMENT'] == $env) {
        $config[$env_config]['status'] = TRUE;
    }
    // Next check that we're not on Acquia and
    // we've set something manually in provisioning/vars/*.yml.
    elseif (!isset($_ENV['AH_SITE_ENVIRONMENT']) && 'local' == $env ) {
        $config[$env_config]['status'] = TRUE;
    }
    else {
        $config[$env_config]['status'] = FALSE;
    }
}
```


Overriding Config



You can still override config in settings.php with the global `$config` var

```
$config['system.performance']['js']['preprocess'] = TRUE;
```

Overriding Config



Using drush, you can see the difference with *config-get* and the *--include-overridden* flag.

```
$ drush @ama-d8.local cget system.performance js.preprocess
'system.performance:js.preprocess': false
$ drush @ama-d8.local cget system.performance js.preprocess --include-overridden
'system.performance:js.preprocess': true
```

Lessons Learned



- + Flexible layouts with drag and drop interface brought to you by Panels IPE and all the custom blocks
- + Rapid prototyping and integrated style guide development with PatternLab
- + Multiple environment configuration management with `config_split`

What's
next?



+ **Layout Builder**
now in core
8.5.x!!!

Thank You

Manning Peterson - @mrspete

Brian Clement - @brian__clement

Avi Schwab - @froboy

Lauren Burroughs - @labbydev